

Portable Restroom

Presentation by www.PortableRestrooms.com

This Presentation Introduces and Explains the PortableRestrooms.com Products - Single Stall Patented Comfort Stations and Basic Shower Models.

Please take the time to view or comment on our products at our Web Site www.PortableRestrooms.com or feel free to contact me (Earl Braxton 800-521-6310 {US} 586-739-4611 {Int'l}) with your questions.

Patents Issued and Pending Licensed to PortableRestrooms.com

From time to time PortableRestrooms.com will make changes to our product line that may not be reflected in our literature. This is in keeping with our policy to continually improve our products.

www.PortableRestrooms.com Ph. 800-521-6310 (US) Ph. 1-586-739-4611 (Int'l)
E-Mail: info@portablerestrooms.com Web Page: www.PortableRestrooms.com

TABLE OF CONTENTS

<u>Name</u>	<u>Page Number</u>
800 and 4000 Series Collage	3
WCACS 800 – Wheelchair Accessible Comfort Station	4
SCR 800 - Shower	4
SCRS 4000 – Toilet & Shower	5
Model 800 2P EWS – 2 Person Eyewash Station	5
WCAFF 800 - Flat Floor Unit	6
Specifications for Ground Level Lavatory Buildings	7
Single & Multiple Stall Ground Level Buildings Collage	8
SBADA 7777 – Single Stall ADA Building	9
SBST 7777 – Single Stall Shower or Shower/Toilet	9
Lavatory Buildings – Two & Three Stall	10
Single Stall Comfort Station Collage	11
Specifications for Single Stall Comfort Stations	12
4848HDLD – Single Stall with 1" Walls	13
4848E – Single Stall with ½" Walls	13
Sani Jon® Comfort Station Collage	14
SJSPCS 600 – Sani Jon® Comfort Station	15
EZ Hook Up for Water Source & Waste Disposal	16
Our Objective	17

800 and 4000 Series Comfort Stations & Showers

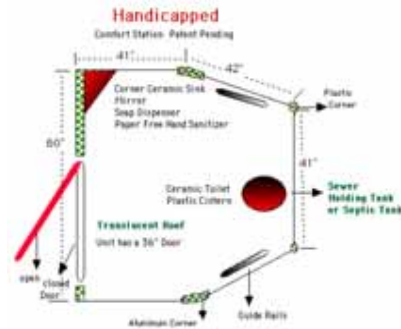


www.PortableRestrooms.com Ph. 800-521-6310 (US) Ph. 1-586-739-4611 (Int'l)
E-Mail: info@portablerestrooms.com Web Page: www.PortableRestrooms.com

www.PortableRestrooms.com



Model WCACS 800



Specifications

60" Front x 83" Long x 7'5" Tall
1.5m Front x 2.1m Long x 2.3m Tall
Ceramic Toilet & Sink
Translucent Roof
Privacy Lock – Clothes Hooks
Platform Mounted - Dual Walls
Non-Slip Vinyl Covered Floor - Mirror
Toilet Paper, Towel & Soap Dispensers
Starter Consumables
Ships Assembled

OPTIONS

Electricity – Hot Water – Waste Tank

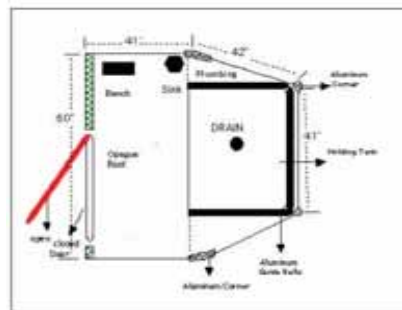
½" Composite Graffiti Resistant Walls



SCR 800



Top View



Specifications

60" Front x 83" Long x 7'5" Tall
1.5m Front x 2.1m Long x 2.3m Tall
Shower & Curtain– Ceramic Sink
Towel & Clothes Hooks - Mirror
Privacy Lock – Shelf & Bench
Platform Mounted - Dual Walls
Non-Slip Vinyl Covered Floor
Ships Assembled

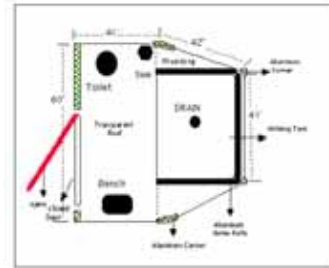
OPTIONS

Electricity – Hot Water – Waste Tank

No Longer Looks Like a Portable Toilet

www.PortableRestrooms.com Ph. 800-521-6310 (US) Ph. 1-586-739-4611 (Int'l)
E-Mail: info@portablerestrooms.com Web Page: www.PortableRestrooms.com

Model SCRS 4000 – Model 800-2P EWS



Model SCRS 4000

Specifications

60" Front x 83" Long x 7'5" Tall
 1.5m Front x 2.1m Long x 2.3m Tall
 Shower & Curtain – Ceramic Toilet & Sink
 Toilet Paper, Towel & Soap Dispensers
 Mirror – Fold Down Bench - Privacy Lock
 Platform Mounted - Dual Walls
 Non-Slip Vinyl Covered Floor
 Starter Consumables
 Ships Assembled

OPTIONS

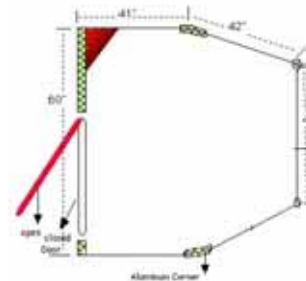
Electricity – Hot Water – Waste Tank



Model 800 2P EWS
 2 Person Eyewash Station



Eyewash Station Models



Specifications

60" Front x 83" Long x 7'5" Tall
 1.5m Front x 2.1m Long x 2.3m Tall
 Non-Slip Vinyl Floor
 Unrestricted Access Door

Options

Electricity – Dump Valve
 Platform Mounted
 Gravity or Electric Eye Wash Unit

This unit is custom designed for the materials in each work place

www.PortableRestrooms.com Ph. 800-521-6310 (US) Ph. 1-586-739-4611 (Int'l)

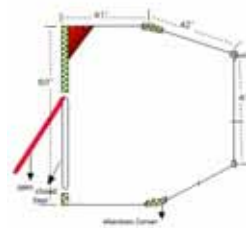
E-Mail: info@portablerestrooms.com Web Page: www.PortableRestrooms.com

Flat Floor Model WCAFF 800



Model WCAFF 800

½" Composite
Graffiti Resistant Walls



Specifications

60" Front x 83" Long x 7'5" Tall
1.5m Front x 2.1m Long x 2.3m Tall
Translucent Roof
Ships Assembled

Options
Electricity
Platform Mounted

Patents Issued & Pending



No Longer Looks Like
a Portable Toilet

www.PortableRestrooms.com Ph. 800-521-6310 (US) Ph. 1-586-739-4611 (Int'l)
E-Mail: info@portablerestrooms.com Web Page: www.PortableRestrooms.com

Ground Level Lavatory Buildings

Patents Issued and Pending

Single Stall ADA Compliant Unisex Combination or Shower

Two Stall - 1 Women's & ADA Compliant, and 1 Men's Stalls

Three Stall - 1 Women's, 1 Unisex and ADA Compliant, and 1 Men's Stalls

Specialty Lavatory Buildings

www.LavatoryBuildings.com - www.PortableRestrooms.com - www.PortableBuildings.com

General Specifications Stall See Following Pages for Dimensions

4" Steel Frame with Enclosed Steel Tine Ports for Easy Relocation

Ceramic Toilets - Ceramic Sink with Vanity - Plastic or Ceramic Water Saving Cisterns

Internal Plumbing

Automatic Shut-Off Water Faucets

Soap & Paper Towel Dispensers - Toilet Paper Holder- with Consumables

Mirror - Clothes Hooks - Waste Basket - Bench

Linoleum Floor Covering - Scuff Resistant, Non-Slip

Walls Constructed With Recycled Non-Porous ABS or FRP

1" Honeycomb & Foam Composite Internal Support

All Wall Edges and Corners are Aluminum Covered

Aluminum or Stainless Steel Fasteners

36" Reinforced Doors with Inside Lock & Outside Key Lock for Off Hours

Fire Extinguisher - Battery Operated Smoke Detectors

60 Amp Electrical Service (English or US) - Safety Lights - Automatic Exhaust Fan

Combination Air Conditioning and Heater Unit

Options

Water and Waste Holding Tanks - Water Pressure Pump System

Bidet - Macerator Lift Pumping System - Drinking Fountain

www.PortableRestrooms.com Ph. 800-521-6310 (US) Ph. 1-586-739-4611 (Int'l)

E-Mail: info@portablerestrooms.com Web Page: www.PortableRestrooms.com

Single and Multiple Stall Ground Level Buildings



www.PortableRestrooms.com Ph. 800-521-6310 (US) Ph. 1-586-739-4611 (Int'l)
E-Mail: info@portablerestrooms.com Web Page: www.PortableRestrooms.com

www.ADAToilet.com - www.HandicappedToilets.com



Single Stall ADA
SBADA 7777



Specifications

7' x 7' x 7.5'
2.1m x 2.1m x 2.3m

Steel Frame/Tine Ports
ADA Compliant
Full Specifications on Page 7

Options

Water & Waste Holding Tanks
Water Heater



Single Stall Shower
SBST 7777



Specifications

7' x 7' x 7.5'
2.1m x 2.1m x 2.3m

Steel Frame/Tine Ports
Shower Added
Full Specifications on Page 7

Options

Water & Waste Holding Tanks
Waterless Urinal
220v Tankless Water Heater

www.PortableRestrooms.com Ph. 800-521-6310 (US) Ph. 1-586-739-4611 (Int'l)
E-Mail: info@portablerestrooms.com Web Page: www.PortableRestrooms.com



Price: \$24,800.00 ea. Plus Freight

Full Specifications for Lavatory Buildings are listed on page 7 of this document.

Specifications

14'3" Long x 7' Wide x 7'5" Tall
4.5m x 2.1m x 2.3m

Full Specifications on Page 7

Options

Water & Waste Holding Tanks
Shower or ADA Complaint Stall
Storage Area
Waterless Urinal - Bidet
Water Pressure Pump System
220v Tankless Water Heater
Coin Box
Baby Changing Station



Three Stall Lavatory Building



ADA Compliant Shell



Shower Stall

Specifications

15'4 Long" x 7' Wide x 7'5" Tall
4.7m x 2.1m x 2.3m

Full Specifications on Page 7

Options

Water & Waste Holding Tanks
Shower or ADA Complaint Stall
Storage Area
Waterless Urinal - Bidet
Water Pressure Pump System
220v Tankless Water Heater
Coin Box
Baby Changing Station

Prices: Base Building \$31,320.00 plus freight **Call or E-mail for a quote and list of options.**

Single Stall Comfort Stations

Patents Issued and Pending



www.PortableRestrooms.com Ph. 800-521-6310 (US) Ph. 1-586-739-4611 (Int'l)
E-Mail: info@portablerestrooms.com Web Page: www.PortableRestrooms.com

Single Stall Comfort Stations

Patents Issued and Pending

Model SJSDCS 520 - Model SJPCS 600

Model 4848E

Heavy Duty

Model 4848HD – Model 4848 HDLD

www.ComfortStation.com - www.PortableToilet.com
www.PortableRestroom.com

"When a Portable Toilet is Not an Option"

General Specifications Stall See Following Pages for Dimensions

Ceramic Toilets - Ceramic Sink - Plastic or Ceramic Water Saving Cisterns

Internal Plumbing

Automatic Shut Off Water Faucets

Soap & Paper Towel Dispensers - Toilet Paper Holder - with Consumables

Mirror - Clothes Hooks - Waste Basket

Linoleum Floor Covering - Scuff Resistant, Non-Slip – or Wood Paneled Floor covering

Walls Constructed with Non-Porous FRP

½" Honeycomb for Internal Support

All Wall Edges and Corners are Aluminum Covered

Aluminum or Stainless Steel Fasteners

Model 4848 all have 36" Reinforced Doors with Inside Lock & Outside Key Lock for Off Hours

Models 520 & 600 have Double Aluminum - Corners Translucent Roofs

Fire Extinguisher - Battery Operated Smoke Detectors

60 Amp Electrical Service (English or US) - Safety Lights - Automatic Exhaust Fan

Options

Water and Waste Holding Tanks - Water Pressure Pump System

Bidet - Macerator Lift Pumping System - Drinking Fountain

www.PortableRestrooms.com Ph. 800-521-6310 (US) Ph. 1-586-739-4611 (Int'l)

E-Mail: info@portablerestrooms.com Web Page: www.PortableRestrooms.com

Single Stall Comfort Stations

www.ComfortStations.com

Patents Issued and Pending



Model 4848HDLD
1" Walls



Vinyl Floor - Bidet - Water
Pressure Pump



Wood Laminate Floor

Specifications

48" x 48" x 90"
1.2m x 1.2m x 2.3m

Full Specifications on Page 12

Options:

Water or Waste Holding Tank
300 Gallon Holding Tank (1200 Liter) \$610.00
Water Pressure Pump
Water Heater
Air Conditioning
Bidet



Model 4848E
1/2" Walls



Exterior 1/2" Walls



Indoor or Outdoor

Specifications

48" x 48" x 90"
1.2m x 1.2m x 2.3m

Full Specifications on Page 12

Options:

Water or Waste Holding Tank
300 Gallon Holding Tank (1200 Liter) \$610.00
Water Pressure Pump
Water Heater
Bidet

www.PortableRestrooms.com Ph. 800-521-6310 (US) Ph. 1-586-739-4611 (Int'l)

E-Mail: info@portablerestrooms.com Web Page: www.PortableRestrooms.com

Sani Jon® Comfort Station

Model SJSDCS 600 and 520

www.ComfortStation.com - www.PortableRestrooms.com

Patents Issued and Pending



www.PortableRestrooms.com Ph. 800-521-6310 (US) Ph. 1-586-739-4611 (Int'l)
E-Mail: info@portablerestrooms.com Web Page: www.PortableRestrooms.com

Sani Jon® Comfort Station

Models SJSDCS 600 and 520

www.ComfortStation.com - www.PortableRestrooms.com

Patents Issued and Pending

Specifications

44" x 44" x 89"
1.1m x 1.1m x 2.2m

Specifications on Page 12
HDPW Plastic Construction

Options

110v Electricity - Safety Light
Water or Waste Holding Tank
Water Pressure Pump - Bidet



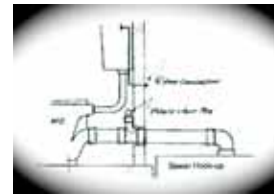
Model SJSPCS 600



Interior View



Interior Labeled View



How It Works

Specifications

44" x 44" x 89"
1.1m x 1.1m x 2.2m

Specifications on Page 12
HDPW Plastic Construction

Options

110v Electricity - Safety Light
Water or Waste Holding Tank
Power Water Pressure Pump
Bidet



Model SJSPCS 520



Interior View



Interior Labeled View



How It Works

www.PortableRestrooms.com Ph. 800-521-6310 (US) Ph. 1-586-739-4611 (Int'l)

E-Mail: info@portablerestrooms.com Web Page: www.PortableRestrooms.com

EZ Hook Up for Water Source & Waste Disposal



Holding Tank
and Garden Hose
Connection



Holding Tank with Pressurized Water Tank

Issued and Pending Patents



Sewer or
Septic Tank
Hookup

ADA Compliant – Ground Level – Fresh Water Flush and Hand Wash
Lavatory Buildings are Easily Relocated for Use in Disaster Planning

All the Comfort Stations can be plumbed to a sewer or septic tank, if available. If not available, we offer options including encapsulated or regular water and waste tanks and water pressure pumps.

www.PortableRestrooms.com Ph. 800-521-6310 (US) Ph. 1-586-739-4611 (Int'l)
E-Mail: info@portablerestrooms.com Web Page: www.PortableRestrooms.com

The First Objective of our Comfort Station is to Provide a Satisfactory Restroom Experience

- Our larger individual stalls allow a more private, positive lavatory experience much preferred in today's airport-pat-down world.



Men' Stall Waterless Urinal



Combination Women's and
Handicapped Stall



Combination Women's and
Handicapped Stall With
Baby Changing Station



Comfort and Mobility



Works for Everyday Use – Large Events – Natural Disasters
Public Places – Industrial Work Places - Government Offices
Public Parks – Resorts